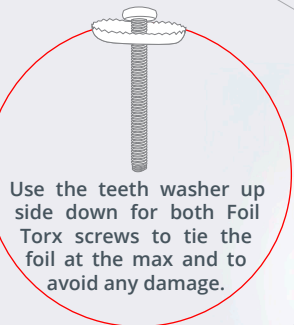
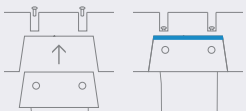


For Proper Foil Installation:

Make sure that the top of the foil's mast makes full contact with the bottom of the board's foil box. This full contact gives maximum support to the foil and sets the mast firmly at the recommended angle.



Use the teeth washer up side down for both Foil Torx screws to tie the foil at the max and to avoid any damage.

Tail Wing Angle Settings:

Six angle spacers are supplied:
-2° / -1.5° / -1° / -0.5° / 0° / +1°.

It is recommended to start with the 0° spacer. The tail wing angle can be reduced by up to 2° by using the -2° spacer, giving more speed and control in strong winds, or increase by up to 1° by using the +1° spacer, for more power in light winds.



Foil Box

The Foil Box is larger and stronger than a normal fin box to distribute loads over a larger area. It is built using solid sheets of 20 mm thick high-density PVC with 8 mm thick carbon fibre walls, and has a flat, parallel bottom which allows the box to take both types of foil bases: tapered 'Tuttle-style' base and rectangular foil bases.

In either case, it is strongly recommended for the front of the foil's base to reach the bottom of the box. This ensures that the vertical lifting load from the foil will be carried by both the front wall of the box and the bottom wall of the box.

<https://youtu.be/f2S316Hcrxw>

Fuselage Settings:

The iQFoil sets are supplied with both the 115 Plus fuselage and the 95 Plus fuselage. The 115 Plus is recommended for extra power and for maximum upwind/downwind performance. The 95 Plus fuselage is recommended for reaching courses, for long-distance marathons, stronger winds and higher GPS speeds.



Recommended Front Footstrap Settings

Foil use:

Set the strap on the 4th hole from the back.



Fin use:

Set the strap on the 2nd hole from the back.

Recommended Back Footstrap Settings

Foil use:

Set the strap on the 3rd hole from the back.



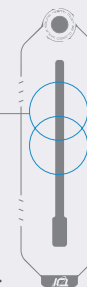
Fin use:

Set the strap on the 1st hole from the back.

Recommended Mast Track Settings

Fin use:

Place your mast base 2cm in front of the middle for light winds and in the middle position for strong winds.



Foil use:

Place your mast base in the middle position.



STARBOARD

INNOVATION QUALITY